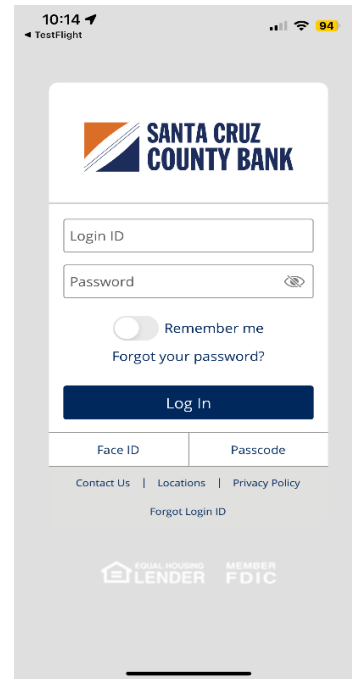
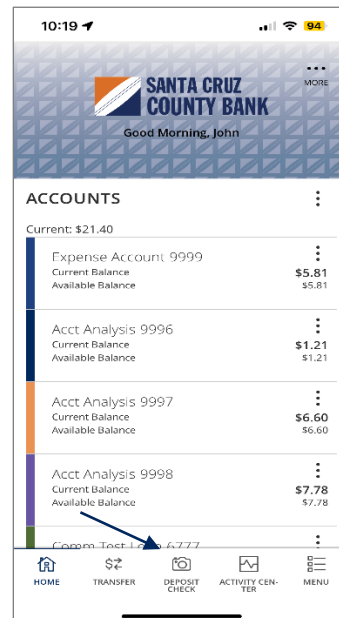


# Mobile: Remote Deposit Capture Guide

1. To deposit a check through Mobile Deposit, log into the Santa Cruz County Bank app on your Apple or Android device. Be sure to write "For Mobile Deposit Only" on the back of the check before taking the picture.



2. On the homepage select 'Deposit Check'. If this is your first time using the feature, scroll down and click 'I Accept' to accept the Mobile Remote Deposit Terms and Conditions.



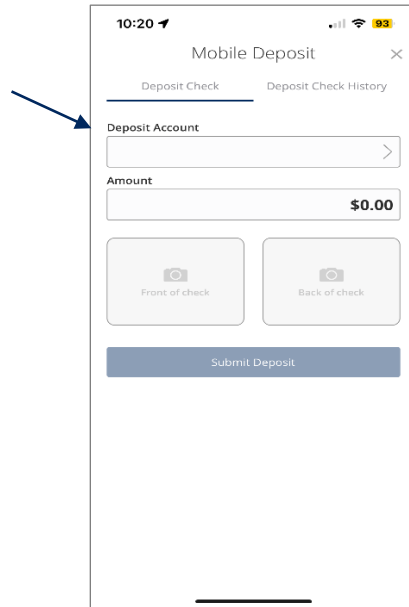
Questions? We're here to help. [eBanking@sccountybank.com](mailto:eBanking@sccountybank.com). 831.457.5000 option 1

EQUAL HOUSING LENDER MEMBER FDIC

# Mobile: Remote Deposit Capture Guide

3. Select the Deposit Account from the drop-down menu.

**NOTE:** Once you have completed the deposit process put the date of deposit on the back of the check. Do not destroy the original check for at least 30 days.



4. Select the 'Deposit Check History' tab to view a listing of previous checks deposited through Mobile Deposit.

